



UMBRA

177'/54M | DAMEN | 2010/2017



Ultimate Support Vessel UMBRA

Reimagined as the ultimate support vessel, UMBRA underwent an extensive refit that left no piece of her untouched. A complete paint job and new garage are the most visible of the additions but by far not the only ones. The upgrades were done with the crew and performance in mind. Creating not just a beautiful vessel but a usable one as well.

UMBRA's ample deck space, large garage, and heavy duty crane allow her to carry a wide offering of tenders and toys including two Triton submarines (available for purchase separately). She also features a full dive department with dive compressor, deck workshop in the air conditioned garage, and a 7m x 2m storage mezzanine.

UMBRA sleeps 19 crew in seven cabins consisting of a two four berth cabins, 2 twin cabins, one triple cabin and separate cabins for the captain and chief engineer each with a large double beds, all with en-suite shower facilities. The galley, crew mess, walk-in refrigerator and freezer are located on the lower decks. All cabins feature new phone system and apple TVs. The IT system received a complete renewal Mid 2019 providing wired and WIFI connectivity throughout the vessel. A new bridge screen switching system was also added creating mission changeable informational set-ups on the helm area.



Power comes from (4x) MTU 1,320hp diesel engines and 3 generators allowing an excess range of 4,500 nautical miles. For underway and anchored comfort she is also fitted with Quantum zero speed stabilizers.



UMBRA
for Sale


Specifications

Length overall	54m (177' 2")
Beam overall	9.7m (31' 10")
Max Draft	3.8m (12' 6")
Builder	Damen
Year	2010
Refit	2017
Hull Material	Steel
Naval architecture	Damen
Gross Tonnage	451
Max Speed	19 knots
Cruising Speed	12 knots
Range @ 10 knots	4,500 nm
Crew	19
Cargo capacity	54 tonnes
Deck crane	12 tonnes
Heli take-off weight	2,800 kg (max)
Number of Engines	4
Fuel Type	Diesel
Fuel Tanks Capacity	202,000L
Fresh Water Tanks	28,770L




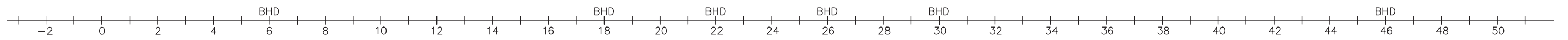





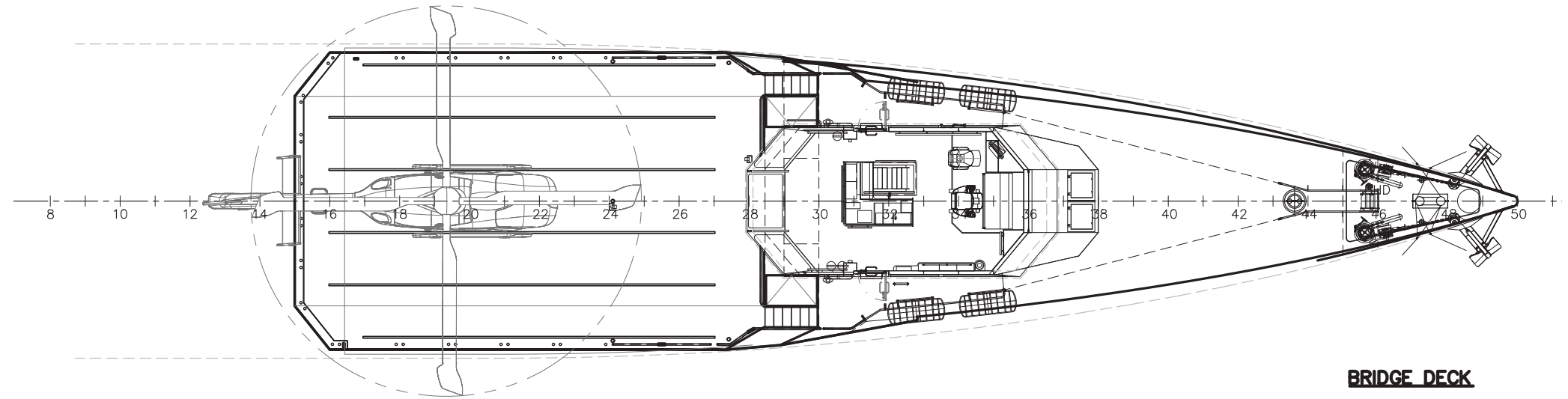




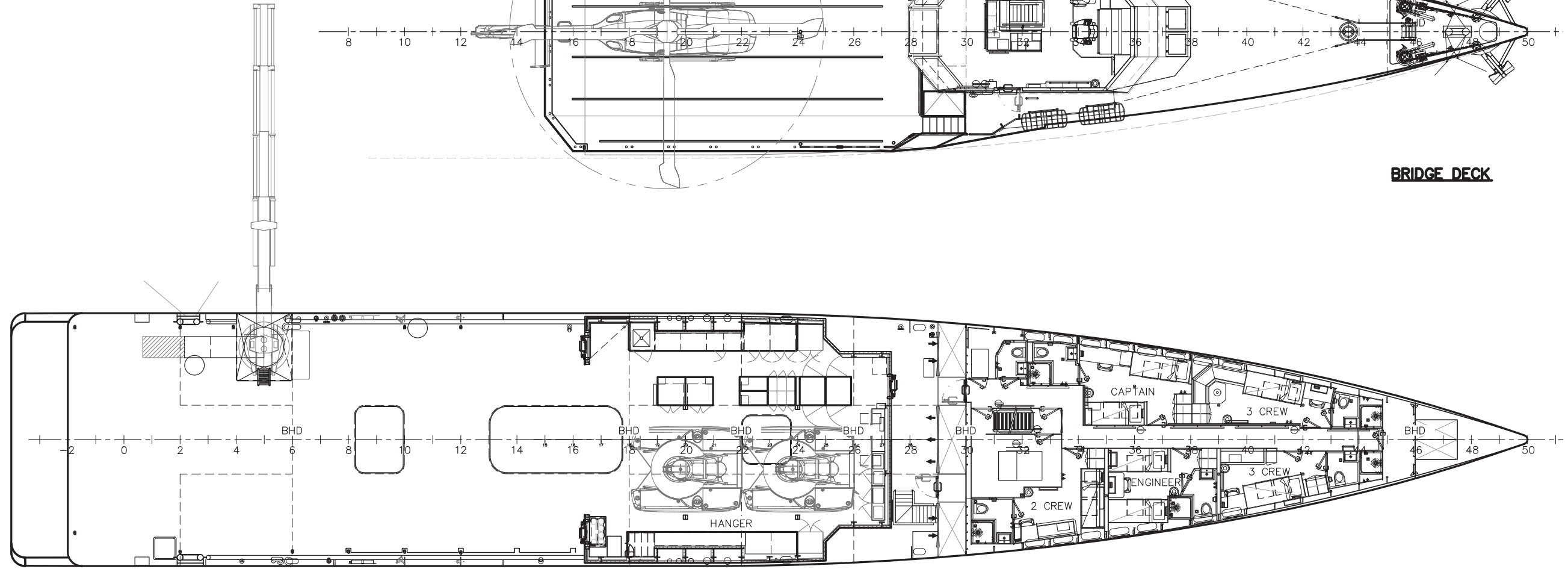




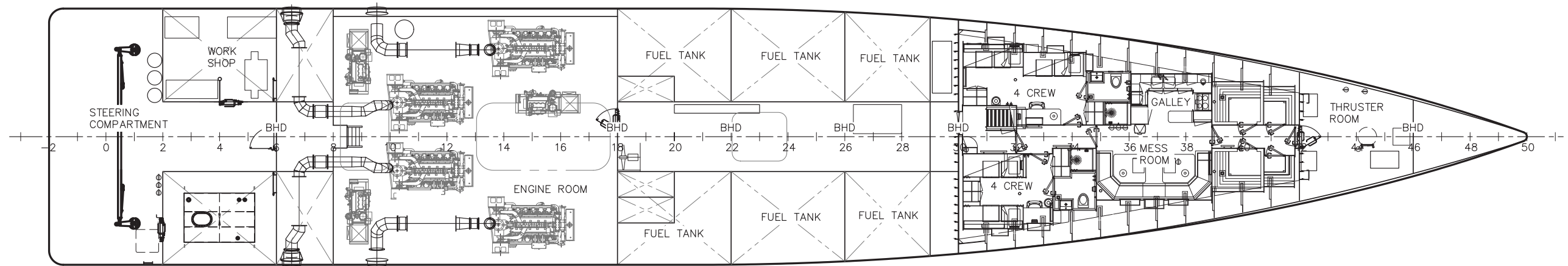
OUTBOARD PROFILE



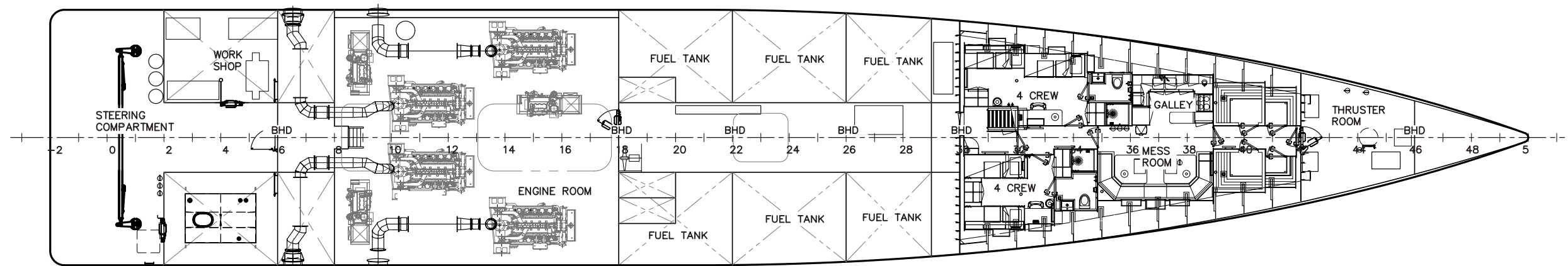
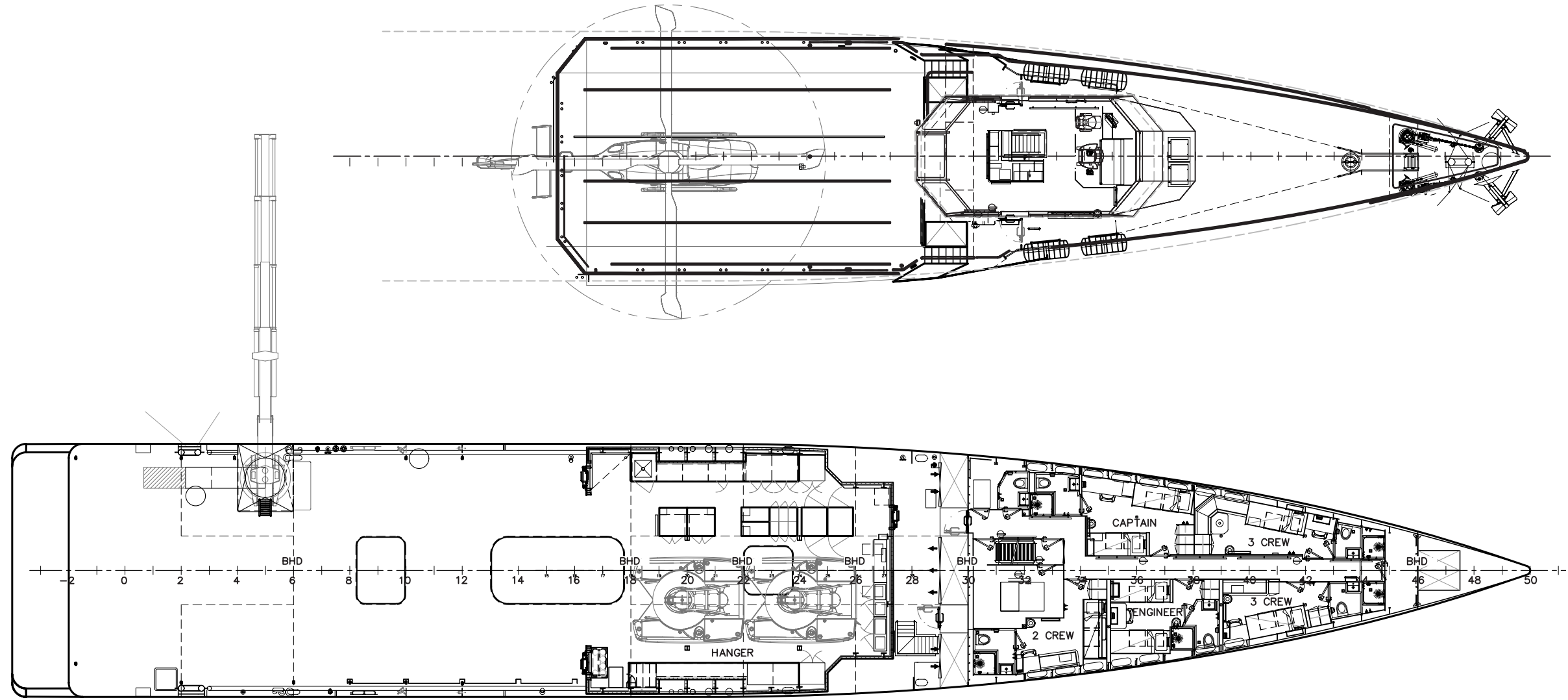
BRIDGE DECK



MAIN DECK



LOWER DECK



Propulsion

Main Engines	4 x MTU 12V 4000 M60
Generators	3 x Penta 99kW
Thrusters	2 x 75kW
Stabilizers	2x Quantum Zero Speed
Crane	Helia HLRM140 5S (11,450kg at 10 meters)
Fuel Capacity	202,000L
Wifi	Yes

Engines

Engine #1

Engine Make	MTU
Engine Model	12V 4000 M60
Primary Engines	Inboard
Location	Port Outboard
Hours	7,525

Engine #2

Engine Make	MTU
Engine Model	12V 4000 M60
Primary Engines	Inboard
Location	Port Inboard
Hours	7,296

Engine #3

Engine Make	MTU
Engine Model	12V 4000 M60
Primary Engines	Inboard
Location	Stbd Outboard
Hours	7,535

Engine #4

Engine Make	MTU
Engine Model	12V 4000 M60
Primary Engines	Inboard
Location	Stbd Inboard
Hours	7,282





UMBRA